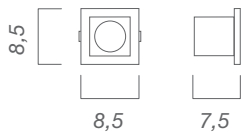


# Jolly

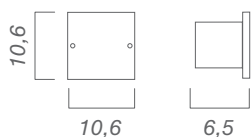
## Jolly D



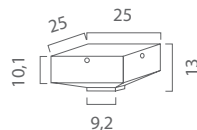
Lampadina/Bulb: 1 x50W GU 5.3

foro/hole 6,7x6,8 cm

## Jolly 1F



cassaforma  
built-in formwork

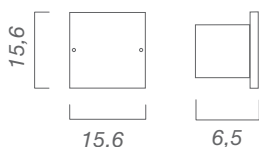


Lampadina/Bulb:  
1x18W GX24q2

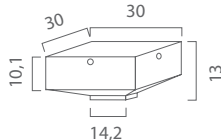
foro/hole 9x9 cm

- vetro extrachiario satinato temperato  
extra clear satin glass tempered
- reattore elettronico incluso  
electronic reactor included

## Jolly 2F



cassaforma  
built-in formwork

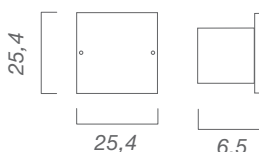


Lampadina/Bulb:  
2x26W GX24q3

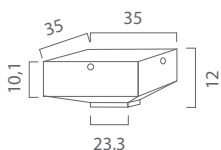
foro/hole 14x14 cm

- vetro extrachiario satinato temperato  
extra clear satin glass tempered
- reattore elettronico incluso  
electronic reactor included

## Jolly 4F



cassaforma  
built-in formwork



Lampadina/Bulb:  
2x42W GX24q-4

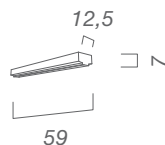
foro/hole 23x23 cm

- vetro extrachiario satinato temperato  
extra clear satin glass tempered
- reattore elettronico incluso  
electronic reactor included

## Jolly 24



cassaforma  
built-in formwork



Lampadina/Bulb:  
1x24W T5

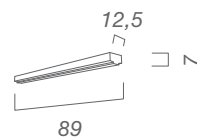
foro/hole 6x58,5 cm

- vetro extrachiario satinato temperato  
extra clear satin glass tempered
- reattore elettronico incluso  
electronic reactor included

## Jolly 39



cassaforma  
built-in formwork



Lampadina/Bulb:  
1x39W T5

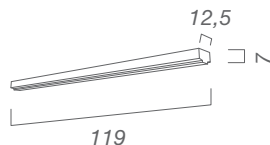
foro/hole 6x88,5 cm

- vetro extrachiario satinato temperato  
extra clear satin glass tempered
- reattore elettronico incluso  
electronic reactor included

## Jolly 54



cassaforma  
built-in formwork



Lampadina/Bulb:  
1x54W T5

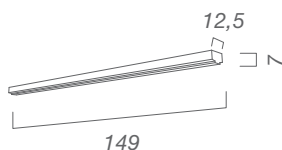
foro/hole 6x118,5 cm

- vetro extrachiario satinato temperato  
extra clear satin glass tempered
- reattore elettronico incluso  
electronic reactor included

## Jolly 80



cassaforma  
built-in formwork



Lampadina/Bulb:  
1x80W T5

foro/hole 6x148,5 cm

- vetro extrachiario satinato temperato  
extra clear satin glass tempered
- reattore elettronico incluso  
electronic reactor included