

Paving

R11 CLASSE
A+B+C
DIN 51097





GRES PORCELLANATO
COLORATO TUTTA MASSA

THROUGH COLOR BODY
PORCELAIN

DURCHGEFAERBTES
FEINSTEINZEUG

GRÈS CÉRAME COLORÉ
PLEINE MASS

EN 14411 APPENDICE G Bla GL

Paving

45 x 60 - 18"x24" 30 x 30 - 12"x12" 20 x 20 - 8"x8" 20 x 45 - 8"x18"
15 x 45 - 6"x18" 10 x 45 - 4"x18" 10x10 - 4"x4"



PAVING GRIGIO



56 PAVING GRIGIO 4560 R11 5
45x60 - 18"x24" **CSAPAGRI60**



51 PAVING GRIGIO 3030 R11 5 ■
30x30 - 12"x12" **CSAPAGRI30**

50 PAVING GRIGIO 2020 R11 5
20x20 - 8"x8" **CSAPAGRI20**

84 TOZZ. PAVING GRIGIO R11 5
10x10 - 4"x4" **CSATPAGR00**



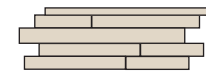
58 PAVING GRIGIO 2045 R11 5
20x45 - 8"x18" **CSAPGR2045**

59 PAVING GRIGIO 1545 R11 5
15x45 - 6"x18" **CSAPGR1545**

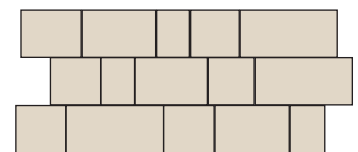
60 PAVING GRIGIO 1045 R11 5
10x45 - 4"x18" **CSAPGR1045**



68 START GRIGIO R11 5
30x30 - 12"x12" **CSASTGRI01**



67 MURETTO PAVING GRIGIO R11 5
22,3x60 - 8⁷/₈"x24" **CSAMUPGR01**



86 FLAT GRIGIO R11 5
45x92,5 - 18"x36¹/₂" **CSAFLAGR04**



GRES PORCELLANATO
COLORATO TUTTA MASSA

THROUGH COLOR BODY
PORCELAIN

DURCHGEFÄRBTES
FEINSTEINZEUG

GRÈS CÉRAMÉ COLORÉ
PLEINE MASS


EN 14411 APPENDICE G B1a GL

Paving

45 x 60 - 18"x24" 30 x 30 - 12"x12" 20 x 20 - 8"x8" 20 x 45 - 8"x18"
15 x 45 - 6"x18" 10 x 45 - 4"x18" 10x10 - 4"x4"



PAVING AVORIO



55 PAVING AVORIO 4560 R11 5 ■
45x60 - 18"x24" **CSAPAAVO60**



50 PAVING AVORIO 3030 R11 5
30x30 - 12"x12" **CSAPAAVO30**

49 PAVING AVORIO 2020 R11 5
20x20 - 8"x8" **CSAPAAVO20**

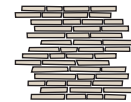
84 TOZZ. PAVING AVORIO R11 5
10x10 - 4"x4" **CSATPAAV00**



82 PAVING AVORIO 2045 R11 5
20x45 - 8"x18" **CSAPAV2045**

58 PAVING AVORIO 1545 R11 5
15x45 - 6"x18" **CSAPAV1545**

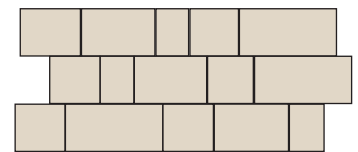
59 PAVING AVORIO 1045 R11 5
10x45 - 4"x18" **CSAPAV1045**



68 START AVORIO R11 5
30x30 - 12"x12" **CSASTAVO01**



67 MURETTO PAVING AVORIO R11 5
22,3x60 - 8⁷/₈"x24" **CSAMUPAV01**



86 FLAT AVORIO R11 5
45x92,5 - 18"x36¹/₂" **CSAFLAAV04**



GRES PORCELLANATO
COLORATO TUTTA MASSA

THROUGH COLOR BODY
PORCELAIN

DURCHGEFAERBTES
FEINSTEINZEUG

GRÈS CÉRAME COLORÉ
PLEINE MASS

EN 14411 APPENDICE G Bla GL

Paving

45 x 60 - 18"x24" 30 x 30 - 12"x12" 20 x 20 - 8"x8" 20 x 45 - 8"x18"
15 x 45 - 6"x18" 10 x 45 - 4"x18" 10x10 - 4"x4"



PAVING SENAPE



55 PAVING SENAPE 4560 R11 5
45x60 - 18"x24" **CSAPASEN60**



50 PAVING SENAPE 3030 R11 5
30x30 - 12"x12" **CSAPASEN30**

49 PAVING SENAPE 2020 R11 5 ■
20x20 - 8"x8" **CSAPASEN20**

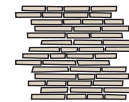
84 TOZZ. PAVING SENAPE R11 5
10x10 - 4"x4" **CSATPASE00**



82 PAVING SENAPE 2045 R11 5
20x45 - 8"x18" **CSAPSE2045**

58 PAVING SENAPE 1545 R11 5
15x45 - 6"x18" **CSAPSE1545**

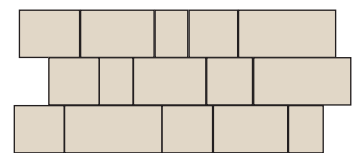
59 PAVING SENAPE 1045 R11 5
10x45 - 4"x18" **CSAPSE1045**



68 START SENAPE R11 5
30x30 - 12"x12" **CSASTSEN01**



67 MURETTO PAVING SENAPE R11 5
22,3x60 - 8⁷/₈"x24" **CSAMUPSE01**



86 FLAT SENAPE R11 5
45x92,5 - 18"x36¹/₂" **CSAFLASE04**



GRES PORCELLANATO
COLORATO TUTTA MASSA

THROUGH COLOR BODY
PORCELAIN

DURCHGEFÄRBTES
FEINSTEINZEUG

GRÈS CÉRAMÉ COLORÉ
PLEINE MASSA

EN 14411 APPENDICE G B1a GL

Paving

45 x 60 - 18" x 24" 30 x 30 - 12" x 12" 20 x 20 - 8" x 8" 20 x 45 - 8" x 18"
15 x 45 - 6" x 18" 10 x 45 - 4" x 18" 10 x 10 - 4" x 4"



PAVING ROSSO



56 PAVING ROSSO 4560 R11 5
45x60 - 18"x24" **CSAPAROS60**



51 PAVING ROSSO 3030 R11 5
30x30 - 12"x12" **CSAPAROS30**

50 PAVING ROSSO 2020 R11 5
20x20 - 8"x8" **CSAPAROS20**

84 TOZZ. PAVING ROSSO R11 5
10x10 - 4"x4" **CSATPARO00**



58 PAVING ROSSO 2045 R11 5
20x45 - 8"x18" **CSAPRO2045**

59 PAVING ROSSO 1545 R11 5
15x45 - 6"x18" **CSAPRO1545**

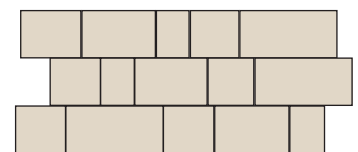
60 PAVING ROSSO 1045 R11 5
10x45 - 4"x18" **CSAPRO1045**



68 START ROSSO R11 5
30x30 - 12"x12" **CSASTROS01**



67 MURETTO PAVING ROSSO R11 5
22,3x60 - 8⁷/₈"x24" **CSAMUPRO01**



86 FLAT ROSSO R11 5
45x92,5 - 18"x36¹/₂" **CSAFLAR004**



GRES PORCELLANATO
COLORATO TUTTA MASSA

THROUGH COLOR BODY
PORCELAIN

DURCHGEFÄRBTES
FEINSTEINZEUG

GRÈS CÉRAMÉ COLORÉ
PLEINE MASS

EN 14411 APPENDICE G Bla GL

Paving

45 x 60 - 18"x 24" 30 x 30 - 12"x 12" 20 x 20 - 8"x 8" 20 x 45 - 8"x 18"
15 x 45 - 6"x 18" 10 x 45 - 4"x 18" 10x 10 - 4"x 4"

86 FLAT GRIGIO
45x92,5 - 18"x36 1/2" **CSAFLAGR04**

86 FLAT AVORIO
45x92,5 - 18"x36 1/2" **CSAFLAAV04**

86 FLAT SENAPE
45x92,5 - 18"x36 1/2" **CSAFLASE04**


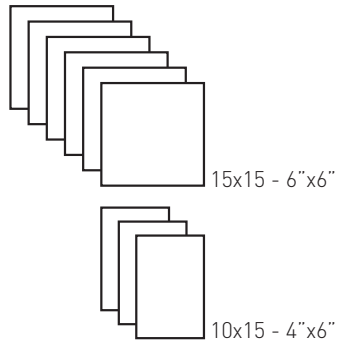
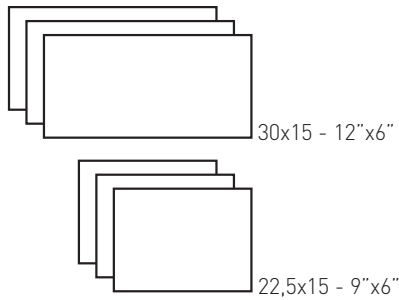
86 FLAT ROSSO
45x92,5 - 18"x36 1/2" **CSAFLAR04**



FLAT ROSSO
(comp 15 pz.)

CONTENUTO DI UNA SCATOLA

Mixed sizes included in one box
Kartonsinhalt
Contenu d'une boîte



Flat Senape



GRES PORCELLANATO
COLORATO TUTTA MASSA

THROUGH COLOR BODY
PORCELAIN



DURCHGEFÄRBTES
FEINSTEINZEUG

GRÈS CÉRAMÉ COLORÉ
PLEINE MASS

EN 14411 APPENDICE G B1a GL

Paving

45 x 60 - 18"x 24" 30 x 30 - 12"x 12" 20 x 20 - 8"x 8" 20 x 45 - 8"x 18"
15 x 45 - 6"x 18" 10 x 45 - 4"x 18" 10x 10 - 4"x 4"

68 START GRIGIO  
30x30 - 12"x12" **CSASTGR101**



68 START AVORIO  
30x30 - 12"x12" **CSASTAV001**



68 START SENAPE  
30x30 - 12"x12" **CSASTSEN01**



68 START ROSSO  
30x30 - 12"x12" **CSASTROS01**





START GRIGIO

67 MURETTO PAVING GRIGIO  
22,3x60 - 8 7/8"x24" **CSAMUPGR01**

67 MURETTO PAVING AVORIO  
22,3x60 - 8 7/8"x24" **CSAMUPAV01**

67 MURETTO PAVING SENAPE  
22,3x60 - 8 7/8"x24" **CSAMUPSE01**

67 MURETTO PAVING ROSSO  
22,3x60 - 8 7/8"x24" **CSAMUPRO01**



MURETTO PAVING GRIGIO



Riv.: Muretto Paving Avorio. Pav.: Tozz Paving Senape, Elle Paving Avorio.

SCHEDA TECNICA
TECHNICAL DATA,
TECHNISCHE DATEN,
DONNEES TECHNIQUES

GRES PORCELLANATO
 COLORATO TUTTA MASSA

THROUGH COLOR BODY
 PORCELAIN

DURCHGEFÄRBTES
 FEINSTEINZEUG

GRÈS CÉRAME COLORÉ
 PLEINE MASS

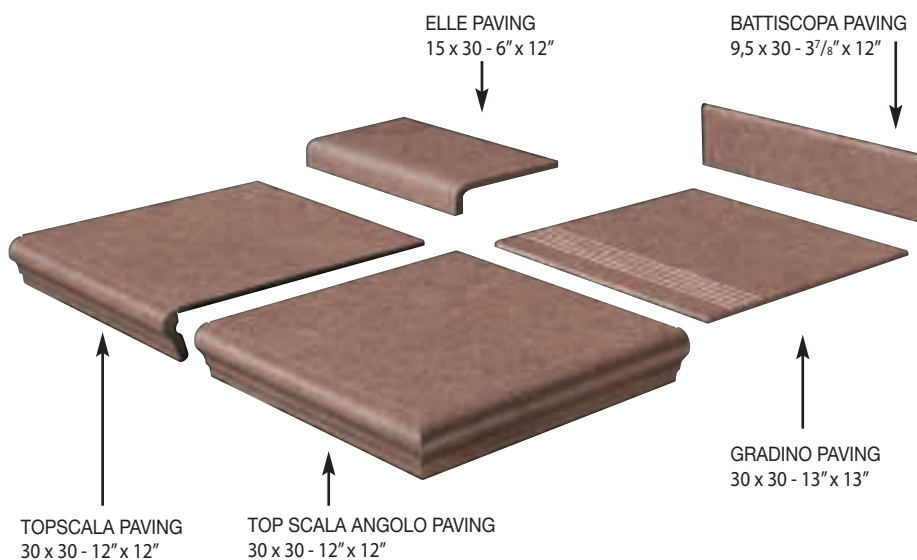
EN 14411 APPENDICE G Bla GL

Paving

45 x 60 - 18" x 24" 30 x 30 - 12" x 12" 20 x 20 - 8" x 8" 20 x 45 - 8" x 18"
 15 x 45 - 6" x 18" 10 x 45 - 4" x 18" 10 x 10 - 4" x 4"

PEZZI SPECIALI - SPECIAL PIECES - SPEZIAL-STÜCKE - PIÈCES SPECIALES

30 X 30 - 12" X 12"	13	GRADINO PAVING AVORIO	CSAGPAAV01
30 X 30 - 12" X 12"	32	TOPSCALA PAVING AVORIO	CSATSPAA01
30 X 30 - 12" X 12"	52	TOPSCALA ANG. PAVING AVORIO	CSATAPAA02
9,5 X 30 - 3 7/8" X 12"	02	BATTISCOPA PAVING AVORIO	CSABPAAV01
15 X 30 - 6" X 12"	19	ELLE PAVING AVORIO	CSAEPAAV01
30 X 30 - 12" X 12"	13	GRADINO PAVING SENAPE	CSAGPASE01
30 X 30 - 12" X 12"	32	TOPSCALA PAVING SENAPE	CSATSPAS01
30 X 30 - 12" X 12"	52	TOPSCALA ANG. PAVING SENAPE	CSATAPAS02
9,5 X 30 - 3 7/8" X 12"	02	BATTISCOPA PAVING SENAPE	CSABPASE01
15 X 30 - 6" X 12"	19	ELLE PAVING SENAPE	CSAEPASE01
30 X 30 - 12" X 12"	13	GRADINO PAVING ROSSO	CSAGPARO01
30 X 30 - 12" X 12"	32	TOPSCALA PAVING ROSSO	CSATSPAR01
30 X 30 - 12" X 12"	52	TOPSCALA ANG. PAVING ROSSO	CSATAPAR02
9,5 X 30 - 3 7/8" X 12"	02	BATTISCOPA PAVING ROSSO	CSABPARO01
15 X 30 - 6" X 12"	19	ELLE PAVING ROSSO	CSAEPAR01
30 X 30 - 12" X 12"	13	GRADINO PAVING GRIGIO	CSAGPAGR01
30 X 30 - 12" X 12"	32	TOPSCALA PAVING GRIGIO	CSATSPAG01
30 X 30 - 12" X 12"	52	TOPSCALA ANG. PAVING GRIGIO	CSATAPAG02
9,5 X 30 - 3 7/8" X 12"	02	BATTISCOPA PAVING GRIGIO	CSABPAGR01
15 X 30 - 6" X 12"	19	ELLE PAVING GRIGIO	CSAEPAGR01



DATI TECNICI FORMATI TECHNICAL DATA - SIZES
TECHNISCHE DATEN - FORMATE TECHNIQUES - FORMATS

Formato Format Size	cm.- pollici cm.- inch cm.- inch	EUROPALLETS							
		Pezzi cartone Stk pro Karton Pcs/ctn	m² x cartone m² x Karton m²/ctn Sqmt/ctn	Kg. x cartone Kg. x Karton Kg./Ctn	Kg. x m² Kg./m² Kg./Sqmt	Cartoni x pallet Kart. x palette Ctns/pal	m² x pallet m² x palette m²/pal Sqmt/pal	Kg. x pallet Kg. x palette Kg/pal	Spessore mm. Dike mm. Thickness mm. Epaisseur mm.
45X60 - 18"x24"		3	0,81	19,0	23,5	30	24,3	570	11
30X30 - 12"x12"		12	1,08	25,4	23,5	40	43,2	1016	11
20X20 - 8"x8"		24	0,96	22,6	23,5	60	57,6	1356	11
20X45 - 8"x18"		13	1,17	27,5	23,5	44	51,5	1210	11
15X45 - 6"x18"		13	0,88	20,7	23,5	55	48,4	1138	11
10X45 - 4"x18"		13	0,59	13,9	23,5	66	38,9	917	11
10X10 - 4"x4"		64	0,64	15	23,5	84	53,8	1260	11
42X92,5(flat) - 18"x36,5"		15	0,42	9,9	23,5	76	31,9	752	11
30X30 (start)* - 12"x12"		8	0,72	16,7	23,2	40	28,8	668	11
22,3X60 (m. pav.)* - 8 7/8"x 24"		6	0,80	18,6	23,2	40	32	744	11

DATI TECNICI DECORI TECHNICAL DATA - DECORS
TECHNISCHE DATEN - DEKORE TECHNIQUES - DECORS

Nome Name Nom	Formato Format Size	cm. cm. cm.	Pezzi cartone Stk pro Karton Pcs/ctn	Pezzi comp Pcs/set Stk/set Pcs/set	Comp x cart Set/ctn Set/Karton Dec/ctn	Pannelli x cart Panels/ctn Pannele/Karton Panneaux/ct
CIRCLE	9x30		8			
DYNAMIC	7,5X30		10			
ANG. CIRCLE	9X9		8			

NOTE - NOTES
ANMERKUNGEN - NOTES

CONSIGLI PER LA POSA

Viste le caratteristiche della serie si consiglia:
 - Fuga 3 - 4 mm
 - Per i formati 45 x 60 si consigliano pose affiancate o a correre sfalsate di 3/4.

SUGGESTION FOR LAYING

Considering the characteristics of this series we suggest:
 - 3 - 4 mm joint
 - for the sizes 45 x 60 lined up laying or 3/4 staggered laying is suggested.



* MONTATO SU RETE
 ON NET
 AUF NETZ
 SUR TRAME

RATSCHLÄGE FÜR DIE VERLEGUNG

Im Hinblick auf die Eigenschaften der Serie, es empfiehlt sich: - 3 - 4 mm. Fuge
 - Für Formate 45 x 60 neben verlegt oder 3/4 versetzt.

CONSEIL POUR LA POSE

Vu les caractéristiques de la série, nous conseillons :
 - Joint 3 - 4 mm
 - Pour les formats 45 x 60 il est conseillé une pose alignée ou une pose décalée au 3/4.

DATI TECNICI PEZZI SPECIALI TECHNICAL DATA - SPECIAL PIECES
TECHNISCHE DATEN - SPEZIAL STÜCKE TECHNIQUES - PIÈCES SPECIALES

Nome Name Nom	Formato Format Size	cm. cm. cm.	Pezzi cartone Stk pro Karton Pcs/ctn	Nome Name Nom	Formato Format Size	Pezzi cartone Stk pro Karton Pcs/ctn
GRADINO	30x30		12			
BATTISCOPA	9,5x30		20			
TOP SCALA	30x30		6			
TOP. SC. ANG.	30x30		2			
ELLE	15x30		8			