

Sistema di sedute composto da divani curvi di diverse dimensioni, divani sagomati con varianti, poltrone, dormeuse e divani da centro.

Il rivestimento della serie è disponibile nei tessuti e pelli della collezione Rossi di Albizzate.

Struttura in massello e in multistrati.

Imbottitura a quote differenziate e Dacron su cinghie elastiche con cuscini appoggiareni.

Sostegni in massello di faggio mordezzato palissandro o rovere naturale.

Range of curved sofas in different sizes, shaped sofas, armchairs, dormeuse, central sofa.

Covering in Rossi di Albizzate's fabric and leather collection.

Frame in solid and plywood.

Padding in Dacron and in different densities of polyurethane foam on elastic belts.



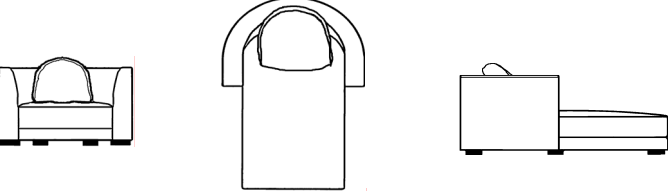

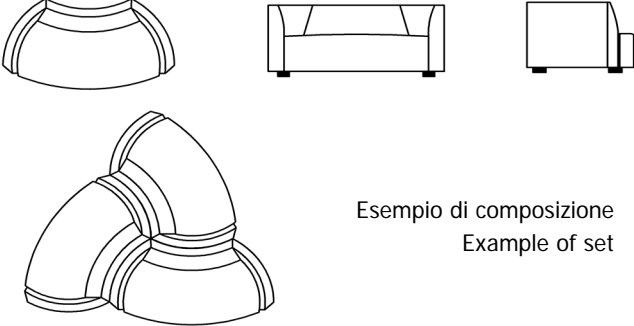
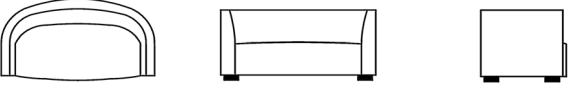
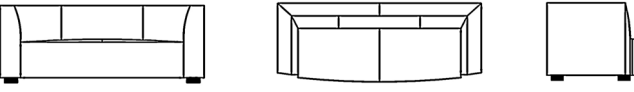

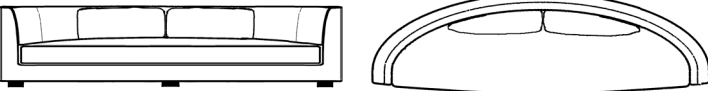


Solid wooden feet rosewood tanned or in natural oak wood.

Executive Space Line
Borbonese Fashion Line

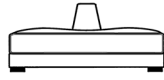
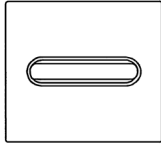
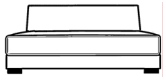
demi-lune

Avenue Montaigne

design Arch. M. Thun

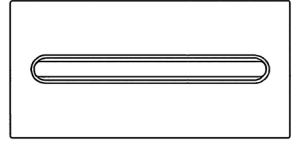
		Rivestimenti / Coverings				
		Riv. Cliente COM fabric	Tessuto M Fabric M	Pelle Leather	Pelle Extra Extra-Leather	Borbonese Borb. Luxury
	DL 80 80 x 75 x 69 h		DL 120 120 x 82 x 78 h			
	DL 120 D 120 x 180 x 78 h		DL 90 P D 90 x 40 h			
	DL 154 154 x 90 x 69 h		DL 135 135 x 81 x 69 h			
	DL 190 190 x 81 x 80 h		DL 220 220 x 80 x 78 h			
	DL 300 300 x 97 x 78 h					
	DL 250 DX 250 x (73-108) x 78 h		DL 250 SX 250 x (73-108) x 78 h			

Esempio di composizione
Example of set



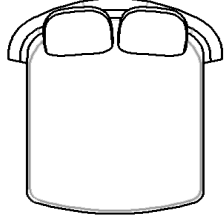
DL 137 C

137 x 137 x 68 h



DL 250 C

250 x 137 x 68 h



DL 220 L

220 x 250 x 80 h